



Key Word Sign Guide (Nationwide) for

Possum in the House

by Kiersten Jensent & Tony Oliver





There's a **possum** in the **house**



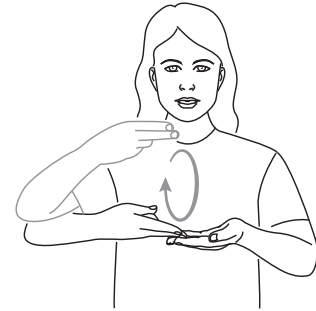
and he's **hiding** in the **pantry**




“Help, help!” screamed Mum.



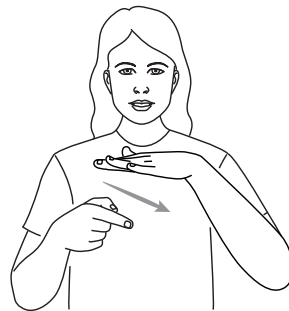
“Oh drat!” yelled Dad.




CRUNCH, CRUNCH went the **cornflakes**.



“Screech, screech!” went the **possum**



as he **ran into** the ...



KITCHEN!



There's a **possum** in the **kitchen**




and he's **hiding** in the **cupboard**.




"Help, help!" screamed Mum.



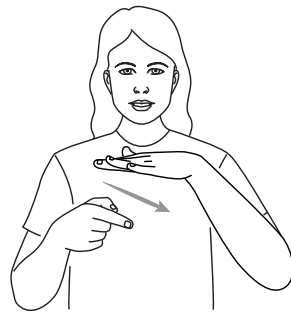
"Oh drat!" yelled Dad.



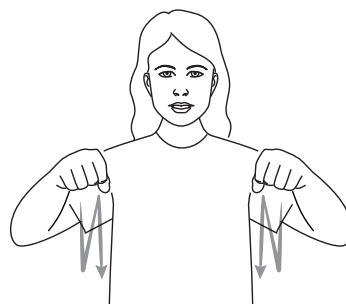
CLATTER, CLATTER went the **saucepans**.



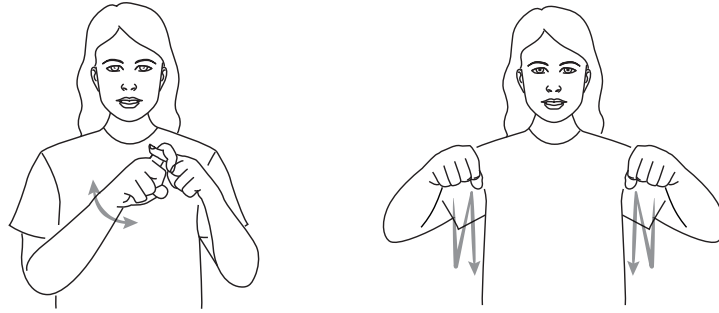
“Screech, screech!” went the **possum**




as he **ran into** the ...



LAUNDRY!



There's a **possum** in the **laundry**



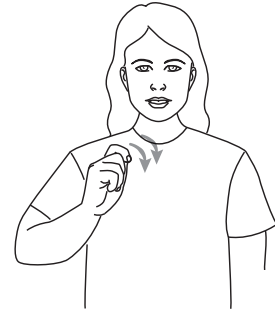
and he's **hiding** in the **basket**.




“**Help, help!**” screamed Mum.



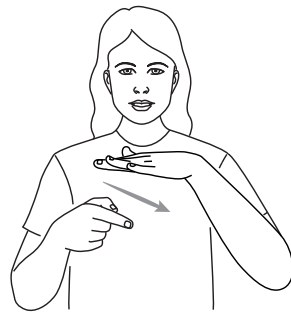
“**Oh drat!**” yelled Dad.



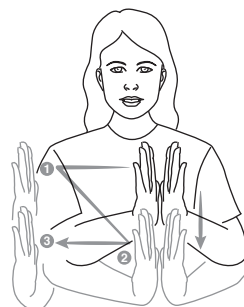
RIP, RIP went the **shirts**.



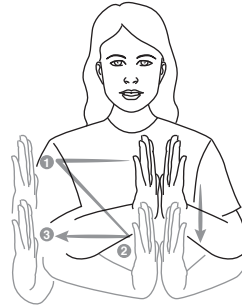
“Screech, screech!” went the **possum**



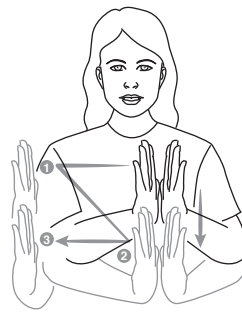
as he **ran into** the...



STUDY!



There's a **possum** in the **study**



and he's **hiding** in the **bookshelves**.



“**Help, help!**” screamed **Mum**.



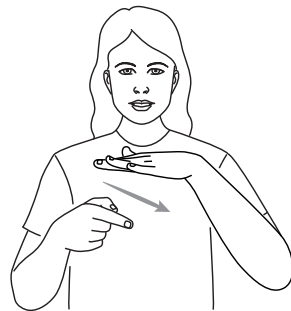
“**Oh drat!**” yelled **Dad**.



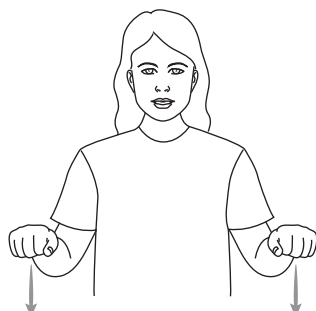
RUSTLE, RUSTLE went the **pages**.



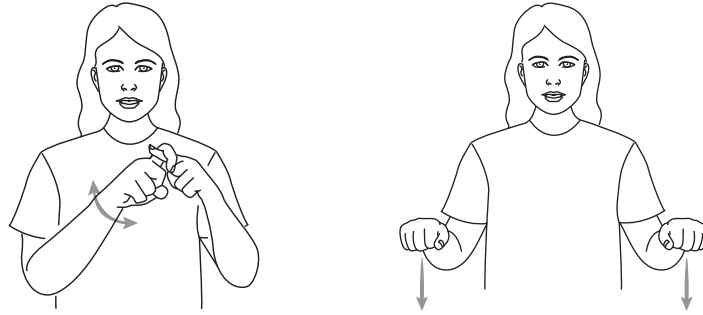
“Screech, screech!” went the **possum**



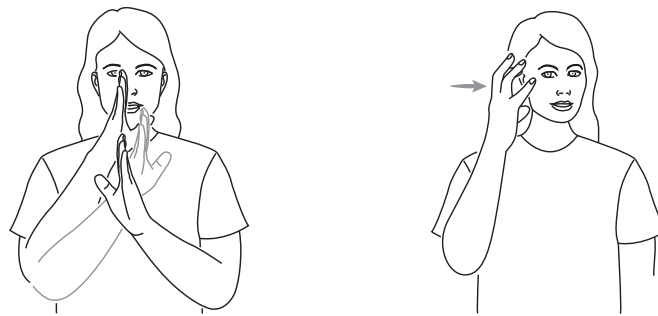
as he **ran into** the ...



LOUNGE!



There's a **possum** in the **lounge**



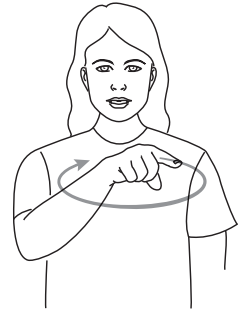
and he's **hiding** in the **stereo**.



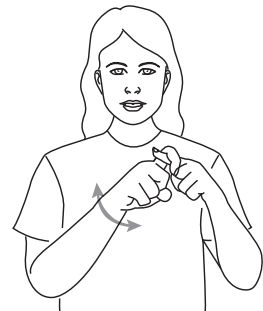
"Help, help!" screamed **Mum**.



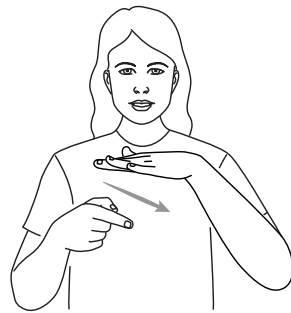
"Oh drat!" yelled **Dad**.



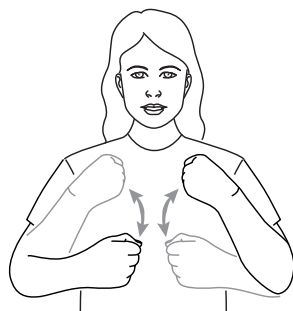
SCRATCH, SCRATCH went the **records**.



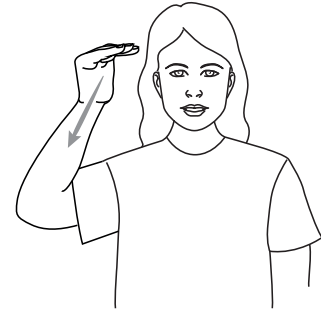
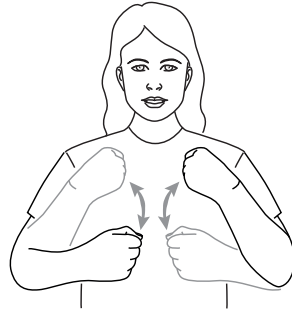
“Screech, screech!” went the **possum**



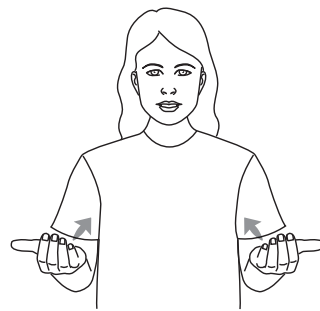
as he **ran into** the ...



BATHROOM!



There's a **possum** in the **bathroom**



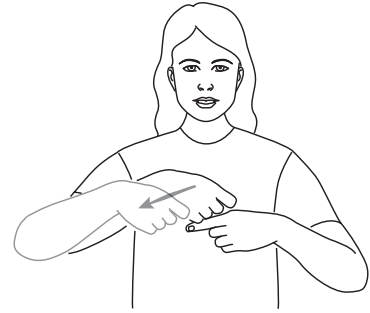
and he's **hiding** in the **drawer**.



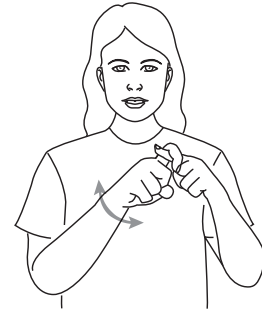
“**Help, help!**” screamed **Mum**.



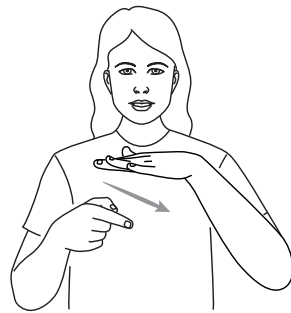
“**Oh drat!**” yelled **Dad**.



SQUIRT, SQUIRT went the **toothpaste**.



“Screech, screech!” went the **possum**



as he **ran into** the ...



TOILET!




There's a **possum** in the **toilet**



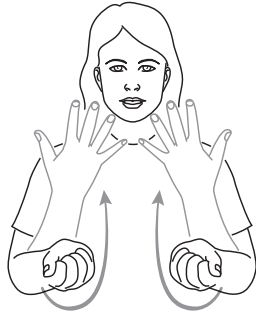
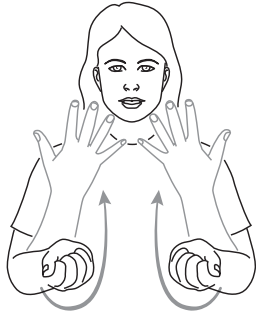
and he's **hiding** in the **LOO!**



"Help, help!" screamed Mum.




"Oh drat!" yelled Dad.



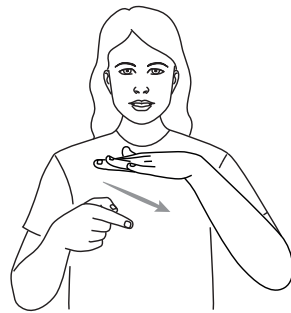
northern

southern

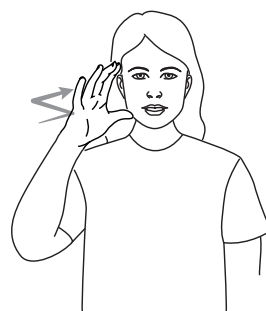
SPLASH, SPLASH went the **water**.



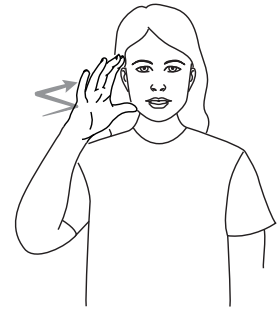

“Screech, screech!” went the **possum**




as he **ran into ...**




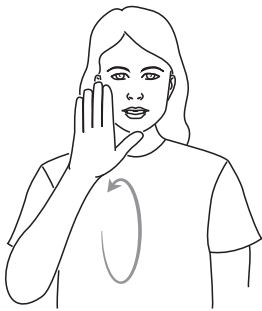
MY BEDROOM!




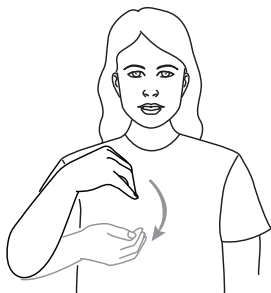
There's a **possum** in *my* **bedroom**



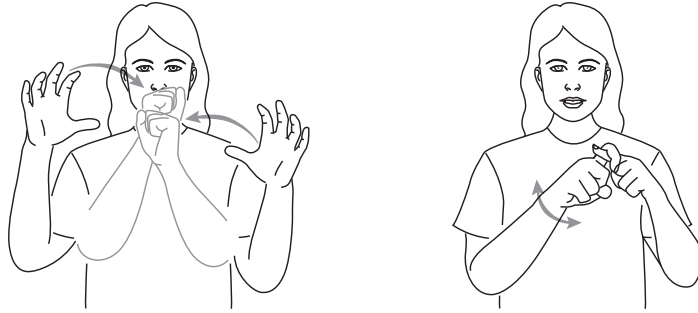
and he's **sleeping** on *my* **bed!**




"Poor thing," said Mum.



"He's tired," said Dad.



SNORE, SNORE went the **possum**.



SO WE **LEFT** HIM THERE!

Key Word Sign Guide



Key Word Sign
Australia

BASKET / SAUCEPANS (BOWL)

Slightly cup both hands, blades touching, and hold in front of body. Move hands apart in small upward arc to represent outline of bowl.



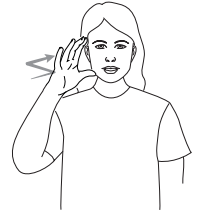
BATHROOM (BATH, ROOM)

1) Make fists with both hands. Move up and down chest alternately.
2) Place dominant hand at head height, palm facing centre, fingers bent at third knuckles, thumb resting on edge of index finger. Move formation forward slightly.



BEDROOM

Hold dominant hand in a "C" shape next to head, fingers touching temple. Move back and forth at side of head, twice.



BOOKSHELVES / STUDY (LIBRARY)

Place palms of both hands together at upper chest height on the non-dominant side, fingers pointing up. Move dominant hand to dominant side of body. Lower hands and repeat.



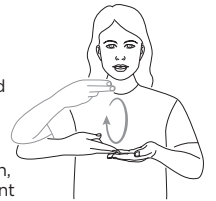
CLATTER (LOUD)

Extend index finger and thumb of dominant hand and hold to side of head. Move formation away from head (can also rotate hand forward).



CORNFLAKES (CEREAL)

Extend dominant index and middle fingers. Hold slightly cupped non-dominant hand in front of body, palm up. Place dominant hand formation, palm up, on non-dominant hand then move upwards in circles as though 'scooping' from a bowl.



CRUNCH / RUSTLE (CRUMBLE)

Hold both hands at chest height with fingertips and thumbs touching, palms up. Slide thumbs across fingertips starting from little finger and moving towards index finger.




CUPBOARD / PANTRY

Place both hands at chest height, crooked index finger extended, palms down. Move both hands in an arc towards the body and then back to the midline.



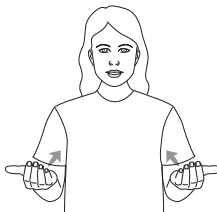
DAD

Fingerspell "F" quickly, twice.



DRAWER

Bend fingers at second knuckles on both hands. Hold hands in front of body, palms up. Mime pulling out a draw, twice.



HELP

Bend fingers of dominant hand at third knuckle. Place fingertips in palm of non-dominant hand and move formation forwards. May also use flat hands, palms together. *With directionality.



HIDING

Raise both flat hands with fingers together and palms facing. Dominant hand is higher than non-dominant. Bring dominant hand behind and in line with non-dominant hand, palms facing opposite directions.



HOUSE

Open both hands, place tips of index and middle fingers together then move fingertips apart and down to trace the roof and walls of a house.



IN

Place both open hands in front of body, palms down. Brush dominant hand under non-dominant hand as dominant hand moves forward. *Sign may be varied to show different aspects: in a tree, a box, a cup, etc.



KITCHEN

Fingerspell "K" twice.



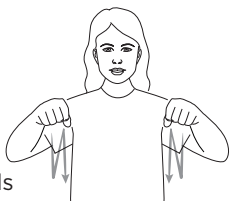
Key Word Sign Guide



Key Word Sign™
Australia

LAUNDRY

Hold closed fists at shoulder height, palms facing down. Simultaneously lower both hands then raise again.



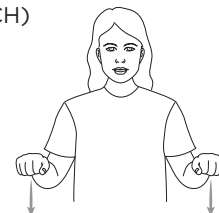
LEFT (WAIT)

Bounce open dominant hand, palm down, in front of dominant side, twice. *May use both hands (natural gesture).



LOUNGE (COUCH)

Place both fists, palms down at chest height. Lower arms slightly.



MUM

Fingerspell "M" quickly, twice.



MY

Place dominant fist on chest.



OH DRAT (DAMN)

Move clenched dominant fist towards body while connecting with heel of non-dominant palm, palm up, in front of body.



PAGES (TURN OVER)

Mime the action of turning something over. Hold dominant hand palm down. Turn over and out to palm up.



POOR THING (GENTLE)

Hold open dominant hand with palm facing away from body at chest height. Move formation in small forward circles.



POSSUM

Extend index fingers of both hands. Crook dominant finger slightly and rest it on tip of non-dominant finger. Swing dominant hand backwards and forwards, twice without losing contact with non-dominant finger.




RAN (ESCAPE)

Hold non-dominant flat hand in front of body, palm down. Extend index finger of dominant hand and move forwards underneath palm, with emphasis.



RECORDS (OVAL)

Extend index finger and trace outline of oval shape in front of body.



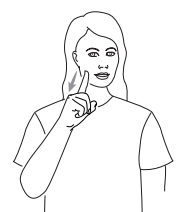
RIP

Wrap index finger over thumb in both hands, close other fingers. Hold formations at midline with fingers touching. Roll one hand forward and pull one hand back, like tearing paper (Natural gesture - mime the action).



SAID

Move tip of extended dominant index finger forward away from mouth.



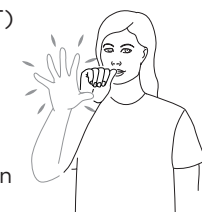
SCRATCH

Raise dominant hand to shoulder height, fingers curled and palms facing forward. Drop hand at the wrist to palm facing down.



SCREECH (SHOUT)

Make a "fist" handshape with dominant hand, place at side of mouth with palm facing forward, open hand whilst moving formation forward.



Key Word Sign Guide



Key Word Sign™
Australia

SHIRTS

Wrap dominant index finger over top of thumb, close other fingers. Tap formation on upper chest, twice.




SLEEPING / BED

Place open dominant hand against side of face, tilting head to the side.



SNORE (ASLEEP)

Spread fingers of each hand and hold at either side of body, palms facing. Close to fists and hands meet in the midline, dominant fist behind non-dominant.



SPLASH

Hold both fists in front of chest, palms facing body. Move towards face as fingers are released.



SQUIRT (SPLASH)

Bounce dominant fist off non-dominant flat hand (palm up) and release fingers.



STEREO (RADIO)

Place dominant hand, fingers bent and slightly spread, near ear.



TIRED

Place dominant finger tips on chest. Twist hand down until blade of hand rests on chest. *May use both hands.



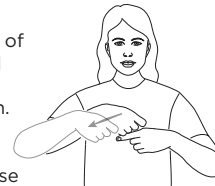
TOILET / LOO

Fingerspell "T" quickly, twice, dominant index finger on edge or middle of non-dominant hand.



TOOTHPASTE

Extend index finger of non-dominant hand and hold in front of body, palm facing in. Wrap dominant index finger over top of thumb and use knuckle to trace along length of finger from base to fingertip.



WATER

(NORTHERN)


Hold dominant hand near face, palm facing mouth. Move fingertips of the dominant hand onto thumb, twice. (NSW, Qld, ACT)



WATER

(SOUTHERN)

Stroke edge of extended crooked dominant index finger down cheek, twice. (Vic, SA, WA, NT, Tas)



YELLED / SCREAMED

Form a 'C' in dominant hand with index finger and thumb. Place thumb at corner of mouth, palm facing midline. Move formation away from mouth. Use emphasis show intensity of sound.





Key Word Sign™
Australia

Jensent, K. (1986). *Possum in the House*.
(T. Oliver, Illus.). Scholastica Australia.
ISBN: 978-1-76120-083-0

This Key Word Sign guide has been produced by Key Word Sign Australia solely for the purpose of providing a person/s with a disability access to the content of the original book in a format consistent with their needs.

It is designed to be used in conjunction with the original material.

Section 113F of the Copyright Act 1968 (Cth) (Copyright Act) applies.

**For more resources visit the Key Word Sign Australia website
kwsa.org.au/resources**