



Oh Dear!

A lift-the-flap book

By the
creator of
**Dear
Zoo**




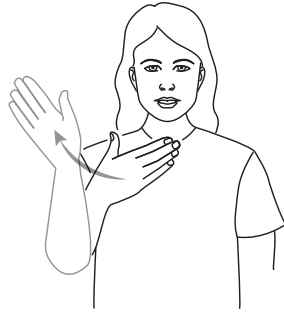
Rod Campbell

Key Word Sign Guide (Nationwide) for

Oh Dear!

by Rod Campbell





Buster went to stay with




Grandma on the farm.



Grandma asked Buster




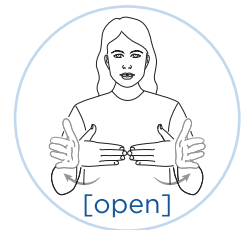
to fetch the eggs.




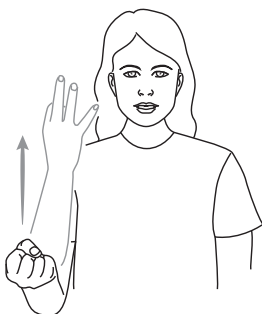
So he **went** to the **barn**



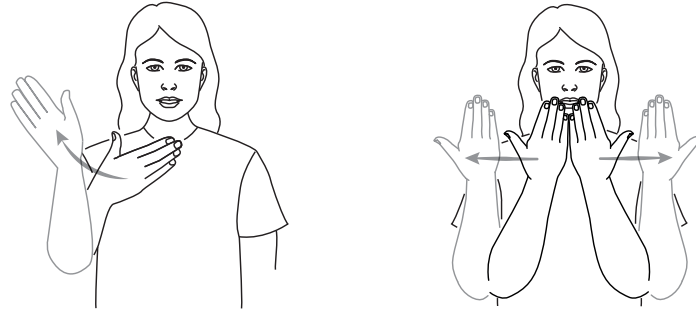
and **asked** the ...



Moooo! (**cow**)



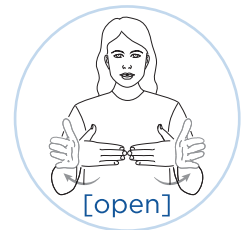
No eggs here! Oh dear!




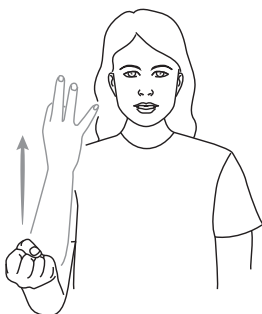
So he **went** to the **sty**



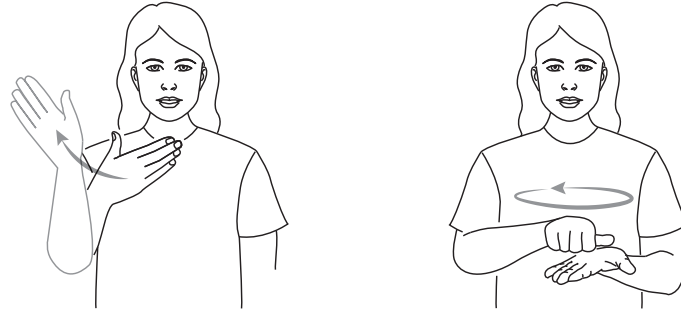
and **asked** the ...



Oink! (**pig**)



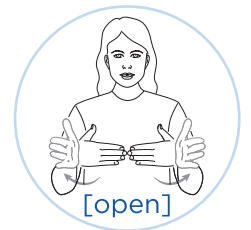
No eggs here! Oh dear!




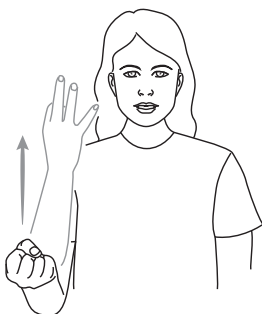
So he **went** to the **field**




and **asked** the ...



Baaaa! (**sheep**)



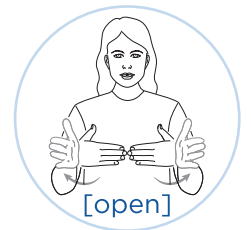
No eggs here! Oh dear!




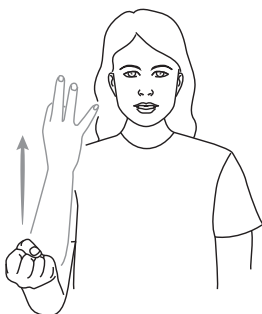
So he **went** to the **stable**





and **asked** the ...



Neigh! (**horse**)




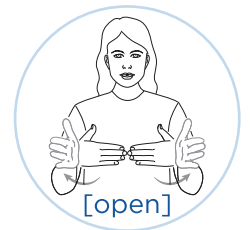
No eggs here! Oh dear!




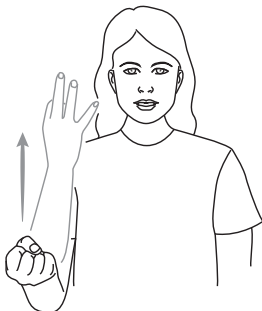
So he **went** to the **kennel**




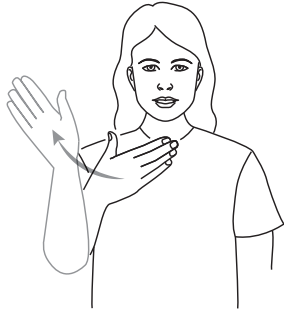
and **asked** the ...



Woof! (dog)



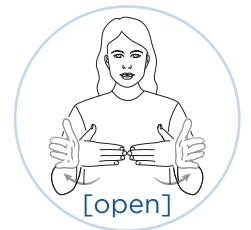
No eggs here! Oh dear!




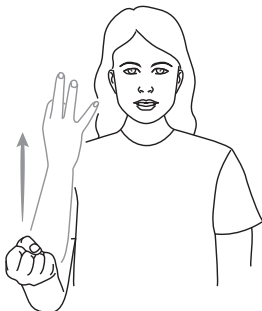
So he **went** to the **hutch**



and **asked** the ...



Squeak! (**rabbit**)



No eggs here! Oh dear!



northern

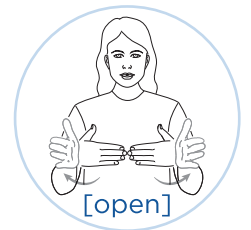


southern


So he **went** to the **pond**




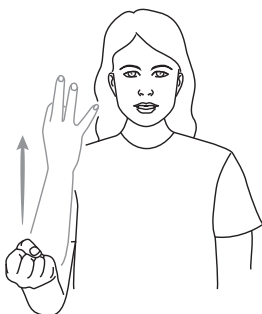
and **asked** the ...




[open]



Quack! (duck)



No eggs here! Oh dear!



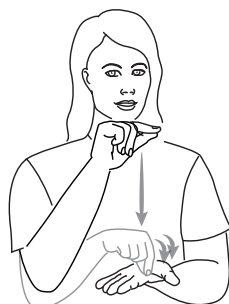
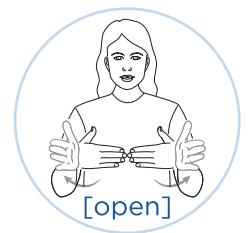
Then **Buster** remembered!



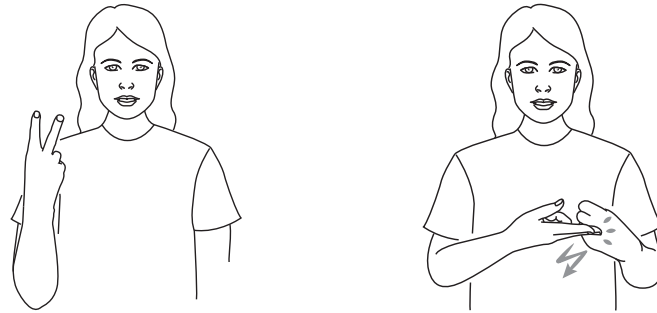
So he **went** to the **henhouse**



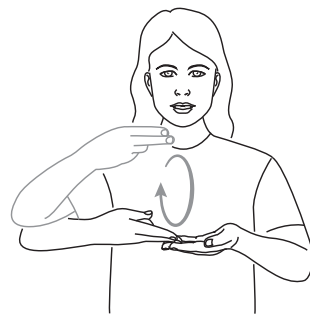
and **asked** the ...



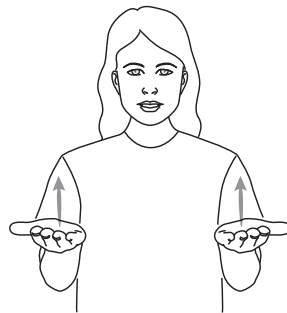
Cluck! (**hen**)



Two eggs



for your **breakfast!**



Lift me up!



Hooray!

Key Word Sign Guide



Key Word Sign™
Australia


ASK

Place tips of dominant index finger and thumb together, other fingers spread, palm facing non-dominant side. Place formation at side of mouth and move forward in a small arc.




BUSTER (B)

Fingerspell "B".



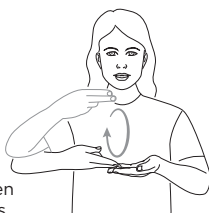
BARN / STABLE (HOUSE)

Open both hands, place tips of index and middle fingers together then move fingertips apart and down to trace the roof and walls of a house.



BREAKFAST

Extend dominant index and middle fingers. Hold slightly cupped non-dominant hand in front of body, palm up. Place dominant hand formation, palm up, on non-dominant hand then move upwards in circles as though 'scooping' from a bowl.




CHICKEN

Extend dominant index finger and thumb and place back of hand under chin. Move dominant formation down to bounce twice on non-dominant hand, palm up.



COW

Place fists on either side of forehead, then simultaneously move both hands out and up in an arc.



DOG

Tap upper thigh with flat hand, twice.



DUCK

Place tips of dominant index, middle fingers and thumb together. Place formation in front of chin and open and close formation, twice.



EGGS

Extend dominant index and middle finger and hold palm up. Tap fingers between middle and ring fingers of non-dominant fist, twice.



FARM

Hold open flat dominant hand above waist, palm down. Move in arc to below waist level turning to palm up.



FETCH (COLLECT)

Hold non-dominant flat hand palm up in front of body. Rest blade of flat dominant hand on the non-dominant palm, and scoop fingertips around in a circular motion towards the body.



FIELD (OVAL)

Place non-dominant hand, palm facing up, in front of body. Using thumb of dominant hand, draw an oval shape around non-dominant hand.



GO

Hold flat dominant hand close to body, palm facing in. Swing hand out finishing with fingers forward. *With directionality.



GRANDMOTHER

Fingerspell "G" then "M" "M".



HERE

Point and move dominant index finger downwards in front of body, palm down (natural gesture).



Key Word Sign Guide



Key Word Sign
Australia

HOORAY

(CELEBRATE)

Crook index finger around thumb on both hands. Raise both hands and rotate wrists in circular motions.



HORSE

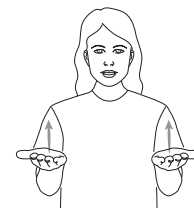
Place extended dominant index and middle fingers over extended non-dominant index finger, bounce twice.



LIFT ME UP

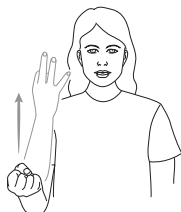
(STAND UP)

Hold open hands palms up at sides of body. Move hands upwards (natural gesture).




NO (DON'T HAVE)

Hold dominant hand in fist at waist height. Move hand up while opening middle, ring and little finger.



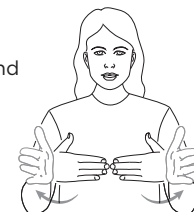
OH DEAR

Raise flat hands, palms up and hold at chest height.



OPEN

Open both hands, palms facing body and fingertips touching. Move fingertips forward and apart so palms are facing each other (or use natural gesture appropriate to the context).



PIG

Move dominant fist in a small circle in front of nose.



POND (WATER [NORTHERN])

Hold dominant hand near face, palm facing mouth. Move fingertips of the dominant hand onto thumb, twice. (NSW, Qld, ACT)



POND (WATER [SOUTHERN])

Stroke edge of extended crooked dominant index finger down cheek, twice. (Vic, SA, WA, NT, Tas)



RABBIT

Extend dominant index, middle fingers and thumb. Place tip of thumb onto temple and bend index and middle fingers forward and back, twice.



REMEMBER

Slightly open and close dominant fist, palm away, on forehead of same side, twice.



SHEEP

Extend dominant little finger and thumb. Close other fingers. Place little finger at corner of mouth and brush backwards, twice.



SMALL

Place hands open with palms facing and move them together (or use natural gesture appropriate to the context).



STAY WITH (VISIT)

Extend index and middle fingers of each hand. Hold in front of cheeks with middle finger touching face. Move forwards.



STY (WALL)

Hold both flat hands upright in front of chest, palms facing in and little fingers touching in the centre. Move hands apart.



Key Word Sign Guide



Key Word Sign™
Australia

TWO

Extend dominant index and middle fingers, fingers pointing up, hold fingers slightly apart, palm toward body (natural gesture).





Key Word Sign™
Australia

Campbell, R. (2023). *Oh Dear!* Macmillan.
ISBN: 978-1-52909-788-7

This Key Word Sign guide has been produced by Key Word Sign Australia solely for the purpose of providing a person/s with a disability access to the content of the original book in a format consistent with their needs.

It is designed to be used in conjunction with the original material.

Section 113F of the Copyright Act 1968 (Cth) (Copyright Act) applies.

**For more resources visit the Key Word Sign Australia website
kwsa.org.au/resources**