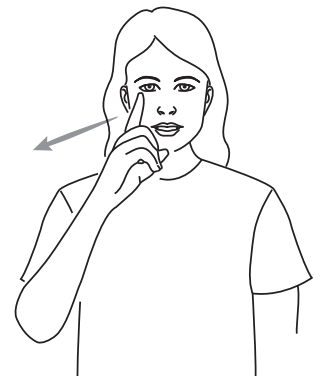
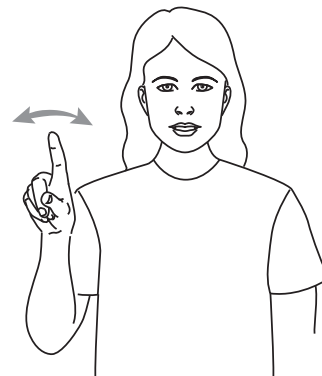
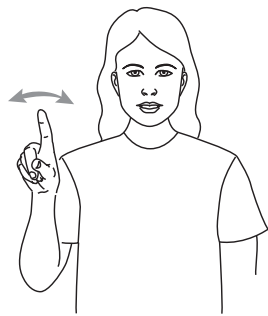


Key Word Sign Guide (Southern) for
**Brown Bear, Brown Bear,
What Do You See?**
by Bill Martin Jr. / Erin Carle

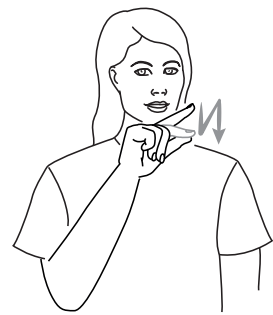

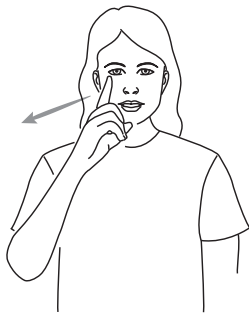




Brown bear, brown bear,



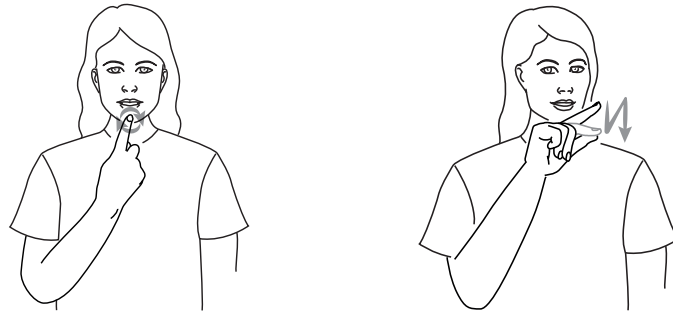
What do you see?



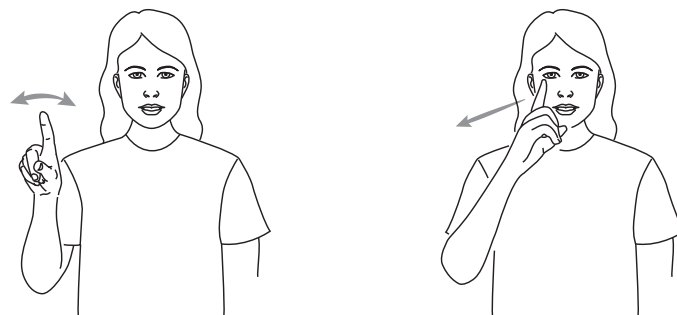
I see a red bird




looking at me.



Red bird, red bird



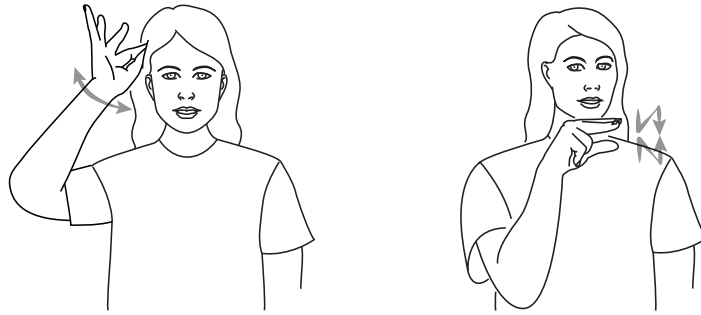
What do you see?



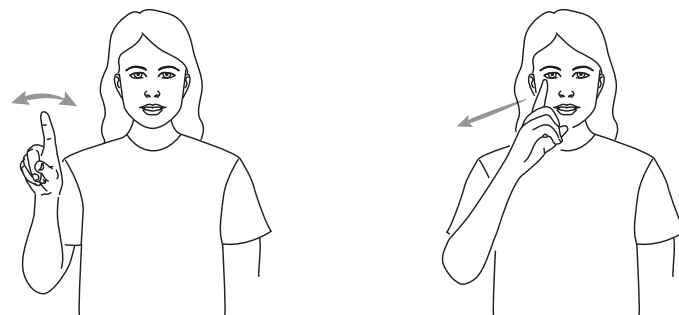
I see a yellow duck



looking at me.



Yellow duck, yellow duck,




What do you see?



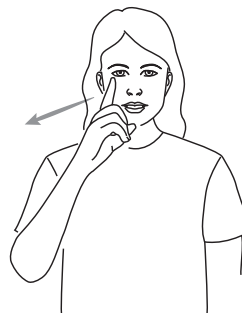

I see a blue horse,




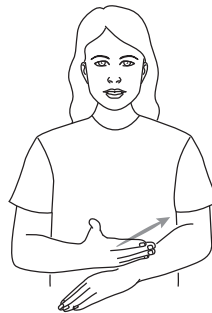
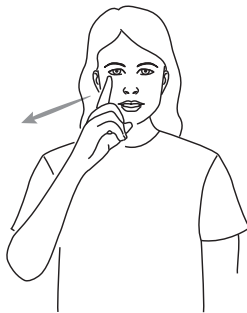
looking at me.



Blue horse, blue horse,



What do you see?



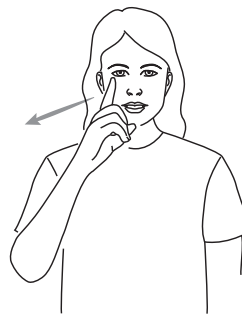
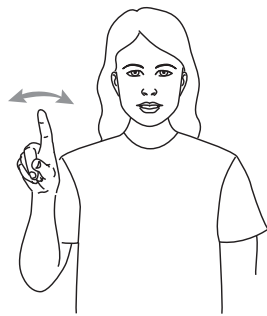
I see a green frog



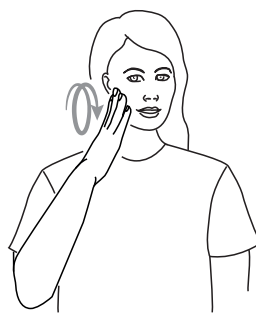
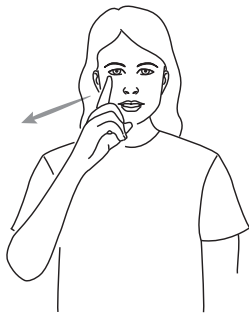
looking at me.



Green frog, green frog,



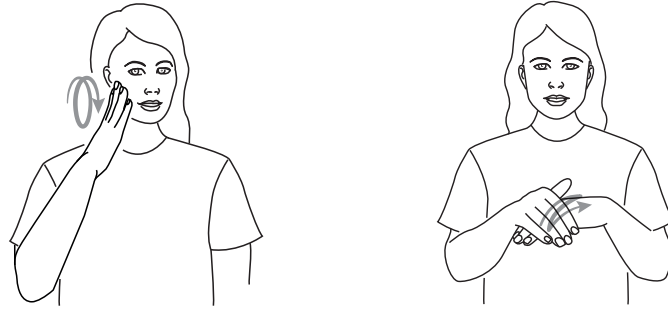
What do you see?



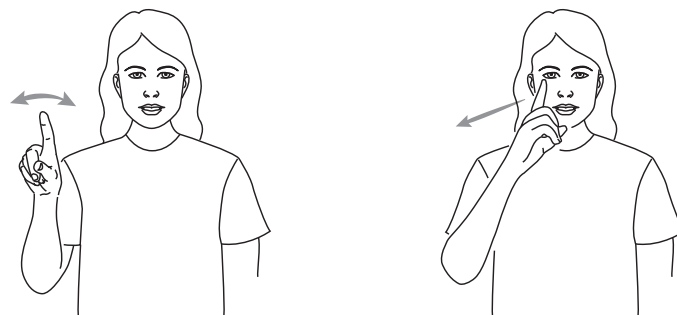
I see a purple cat




looking at me.



Purple cat, purple cat,




What do you see?



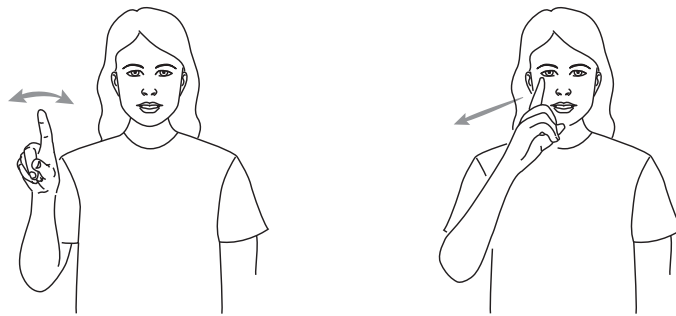
I see a white dog



looking at me.



White dog, white dog,




What do you see?



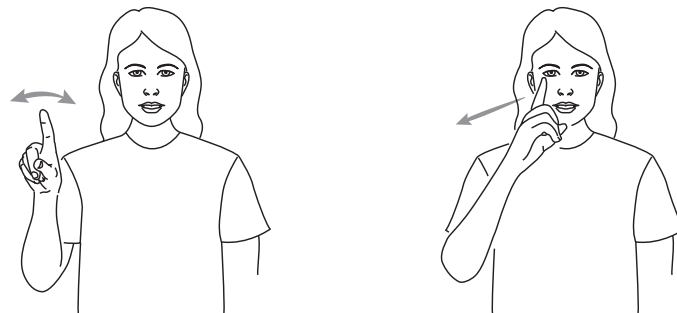
I see a black sheep



looking at me.



Black sheep, black sheep,




What do you see?



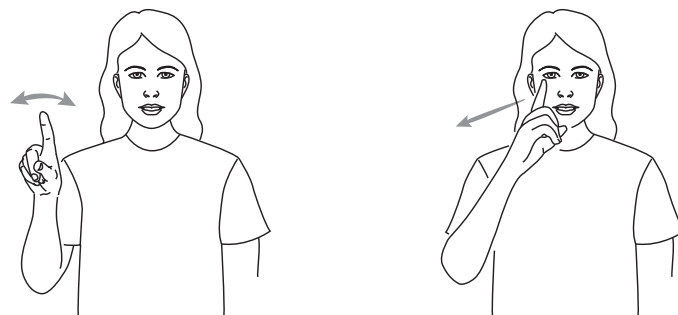
I see a goldfish



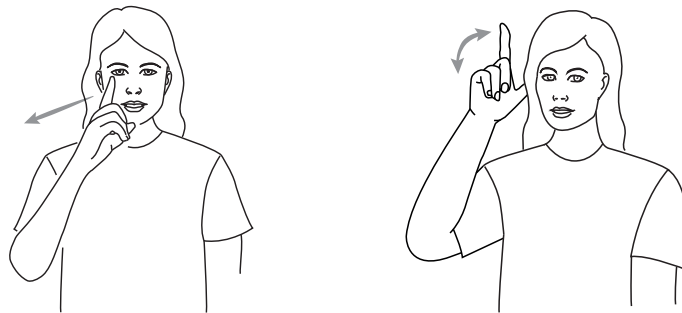
looking at me.



Goldfish, goldfish,



What do you see?



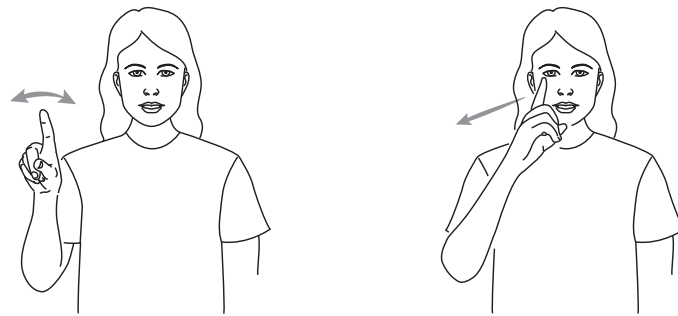
I see a teacher



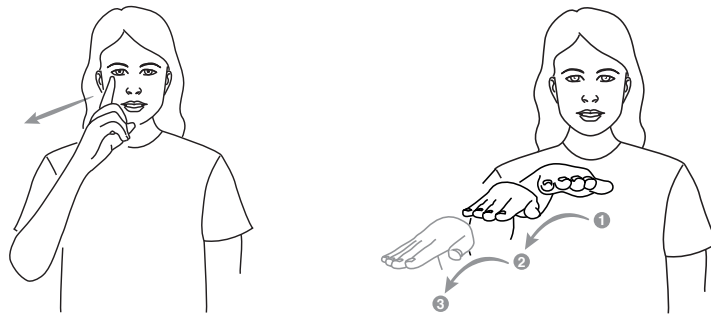
looking at me.



Teacher, teacher,



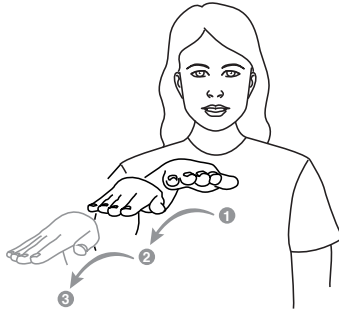
What do you see?



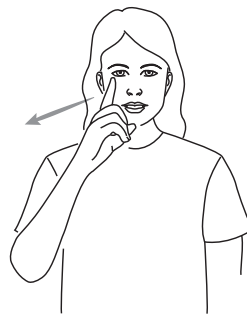
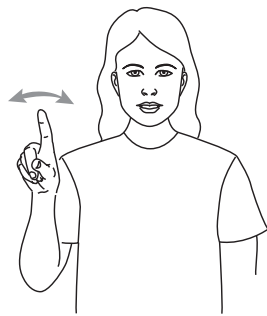
I see children



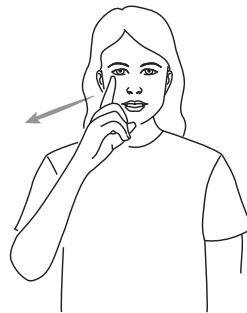
looking at me.



Children, children,



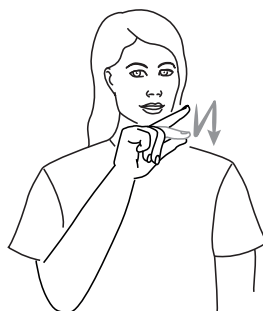

What do you see?




We see



a brown bear



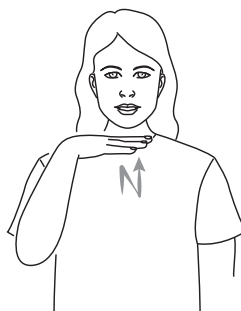
a red bird



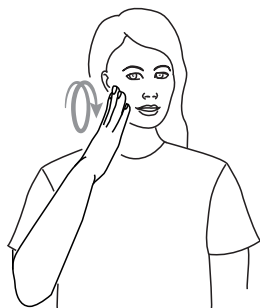
a yellow duck





a blue horse



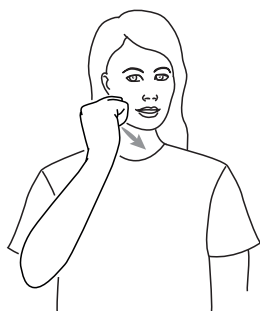
a green frog



a purple cat




a white dog



a black sheep



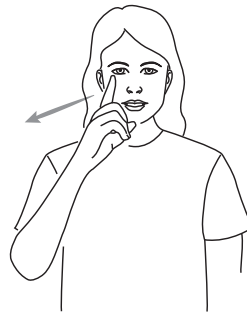
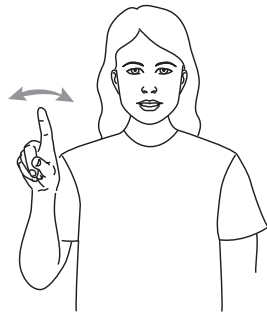
a goldfish



and a **teacher**



looking at us.



That's **what** we **see.**

Key Word Sign Guide



Key Word Sign
Australia

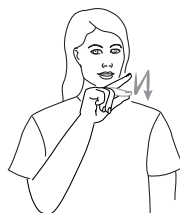
BEAR

Hold fisted non-dominant hand against dominant side of upper chest and place open cupped dominant hand over nose. Move dominant hand to non-dominant side of upper chest while closing hand into a fist.



BIRD

Place tips of dominant index finger and thumb together and place formation in front of chin. Then open and close formation twice.



BLACK

Make fist with dominant hand and place formation on cheek. Move formation forward, off face.



BLUE

Rub fingertips of open dominant hand up and down on back of non-dominant hand. (Vic, SA, WA, NT, Tas)



BROWN

Place fingertips of open dominant hand on chin, thumb under chin. While moving formation forward close fingertips onto thumb. *May close onto thumb twice. (Vic, SA, WA, NT, Tas)



CAT

Stroke back of open non-dominant hand with fingers of open dominant hand, twice.



CHILDREN

Hold dominant flat hand at side of body, chest height, palm facing down. Bounce hand down and forwards several times.



DOG

Tap upper thigh with flat hand, twice.



DUCK

Place tips of dominant index, middle fingers and thumb together. Place formation in front of chin and open and close formation, twice.



FISH

Move open dominant hand, thumb uppermost, away from the body, using small side to side movements.



FROG

Tap open dominant hand, palm down, bent at third knuckles under chin, twice.



GOLD

Make fist with both hands. Hold dominant hand to the side and bring towards non-dominant hand in a sweeping motion, bouncing off and away from non-dominant fist.



GREEN

Place blade of open dominant hand on wrist of non-dominant arm. Move formation up to elbow.



HORSE

Place extended dominant index and middle fingers over extended non-dominant index finger, bounce twice.



LOOK AT ME

Extend index and middle finger of dominant hand. Point forwards with emphasis then swing formation around to point towards own face.



Key Word Sign Guide



Key Word Sign™
Australia


PURPLE

Place fingertips of open dominant hand on cheek. Move hand in small forward circles twice.



RED

Place tip of extended dominant index finger on chin. Move in a small circle. (Vic, SA, WA, NT, Tas)



SEE

Move dominant index finger forward from eye (natural gesture). *May use index and middle fingers slightly apart.



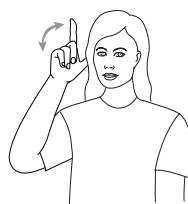
SHEEP

Extend dominant little finger and thumb. Close other fingers. Place little finger at corner of mouth and brush backwards, twice.



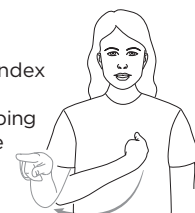
TEACHER

Extend dominant index finger and thumb and move this formation back and forth at the side of head.



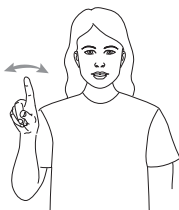
WE

Point to self using extended dominant index finger and move the same finger in a sweeping motion to indicate the others. May also use flat hand with palm up (natural gesture). *May use two hands



WHAT

Point dominant index finger, palm away from body, at shoulder height. Move formation at wrist from side to side, twice.



WHITE

Place dominant thumb and index fingertips together, other fingers extended and spread. Place tips of this formation on side of neck and rock formation, twice.



YELLOW

Close dominant index fingertip onto thumb, other fingers spread. Place tip of this formation on temple and swivel formation several times. (Vic, SA, WA, NT, Tas)





Key Word Sign™
Australia

Martin Jr, B. & Carle, E. (2021). *Brown Bear, Brown Bear, What Do You See?* Puffin Books, Penguin Group.
ISBN: 978-0-24113-729-1

This Key Word Sign guide has been produced by Key Word Sign Australia solely for the purpose of providing a person/s with a disability access to the content of the original book in a format consistent with their needs.

It is designed to be used in conjunction with the original material.

Section 113F of the Copyright Act 1968 (Cth) (Copyright Act) applies.

**For more resources visit the Key Word Sign Australia website
kwsa.org.au/resources**