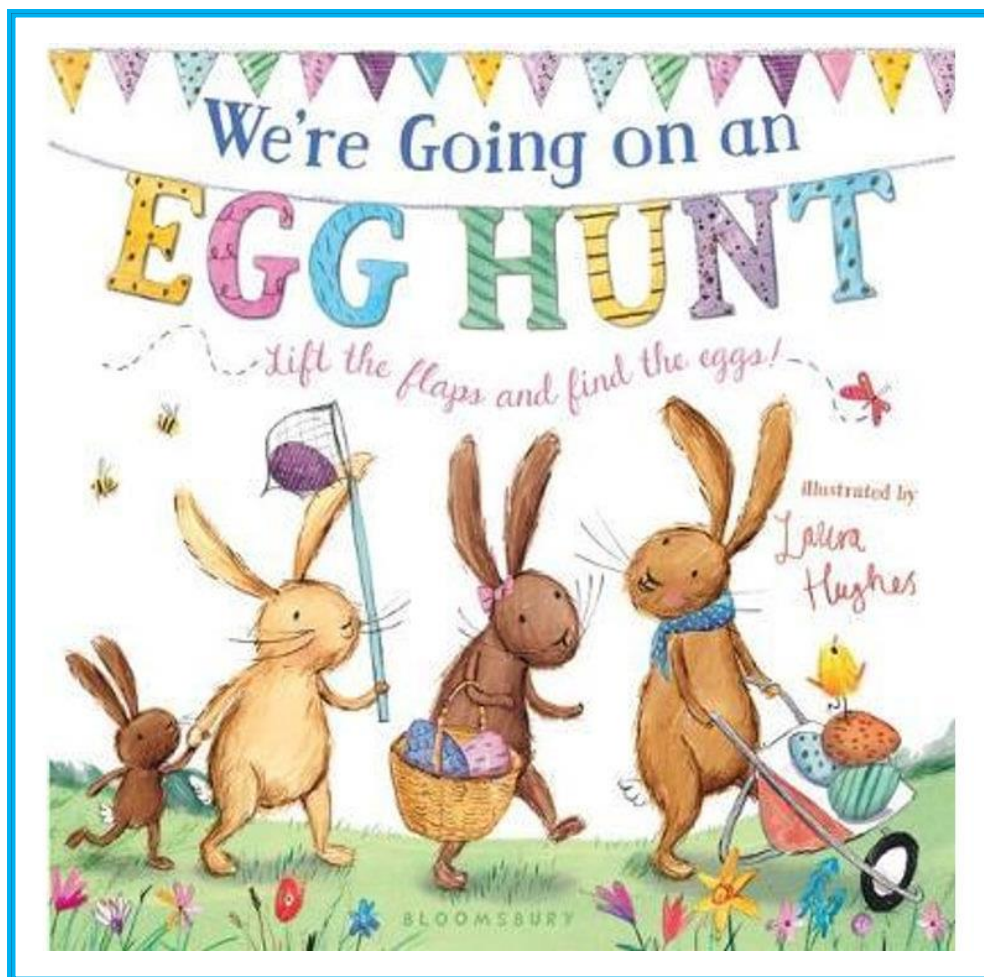




Key Word Sign™
Australia



We're going on an egg hunt

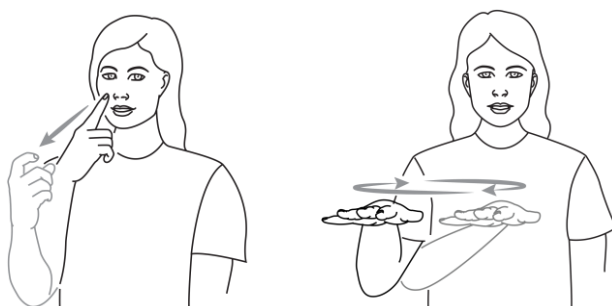
Martha Mumford and Laura Hughes

Key Word Sign Guide (Nationwide)





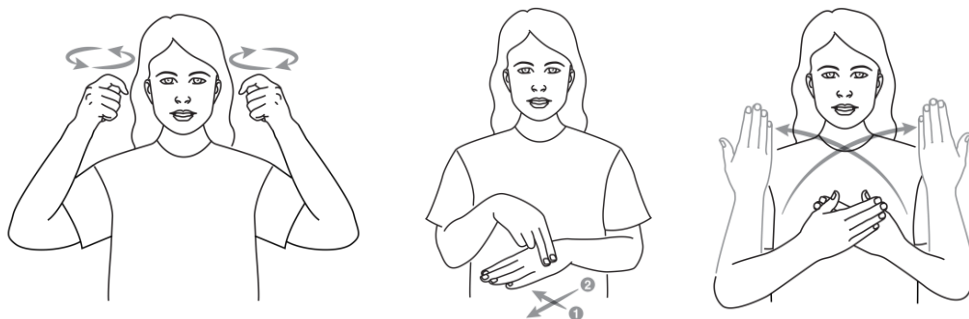
We're **going** on an **egg** hunt.



We're going to **find** them **all**.



We're **REALLY** excited . . .



HOORAY for **Easter Day!**



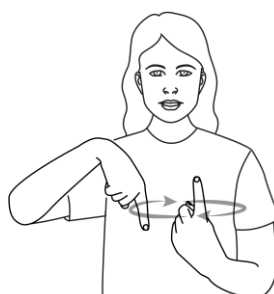
Key Word Sign™
Australia



Oh, no – **LAMBS! Can't go over** them.



Can't go under them.



Can't go around them.



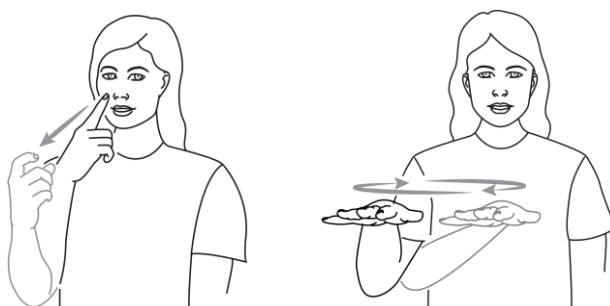
Got to go through them... *Baa! Baa!*



Key Word Sign™
Australia



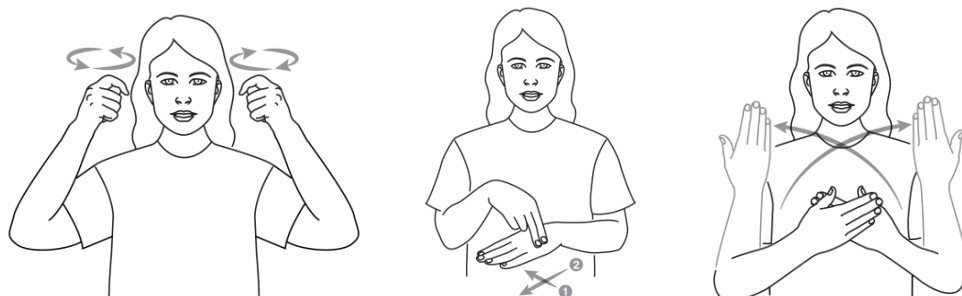
We're **going** on an **egg hunt**.



We're going to **find** them **all**.



We're **REALLY excited** . . .



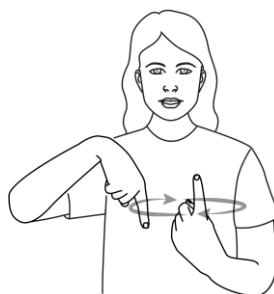
HOORAY for **Easter Day**!



Oh, no – **CHICKS! Can't go over them.**



Can't go under them.



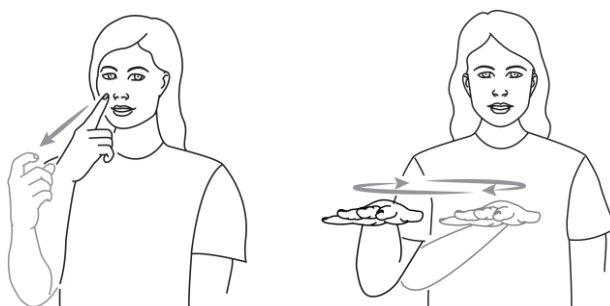
Can't go around them.



Got to go through them... *Cheep! Cheep!*



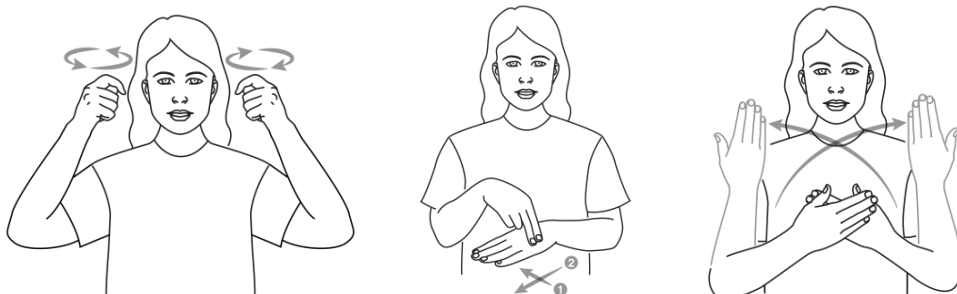
We're **going** on an **egg hunt**.



We're going to **find** them **all**.




We're **REALLY** **excited** . . .



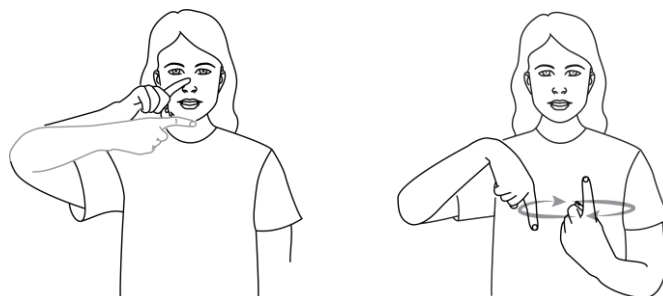
HOORAY for **Easter Day**!



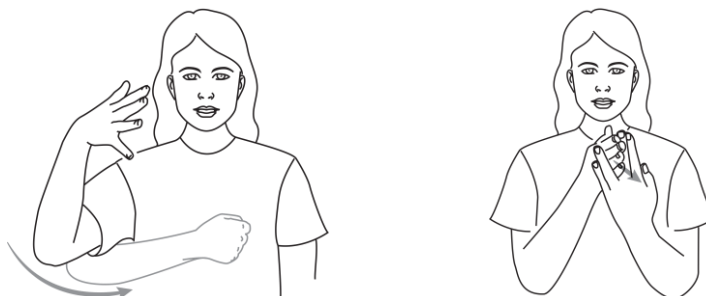
Oh, no – **BEES! Can't go over them.**



Can't go under them.



Can't go around them.



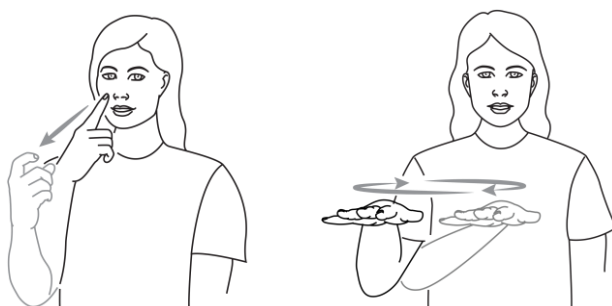
Got to go through them... *Buzz! Buzz!*



Key Word Sign™
Australia



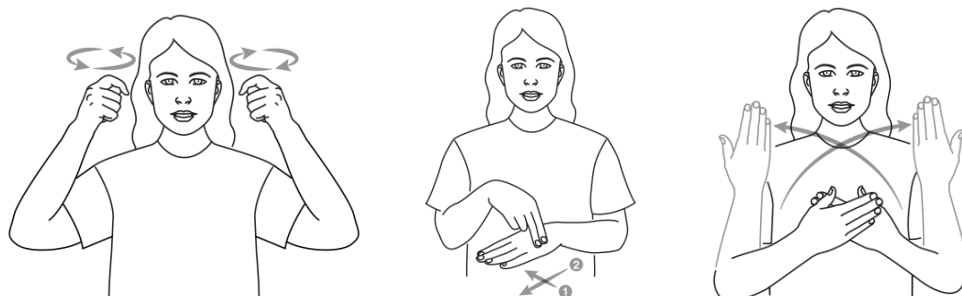
We're **going** on an **egg** hunt.



We're going to **find** them **all**.



We're **REALLY** excited . . .



HOORAY for **Easter Day!**



Oh, no – **DUCKS! Can't go over them.**



Can't go under them.



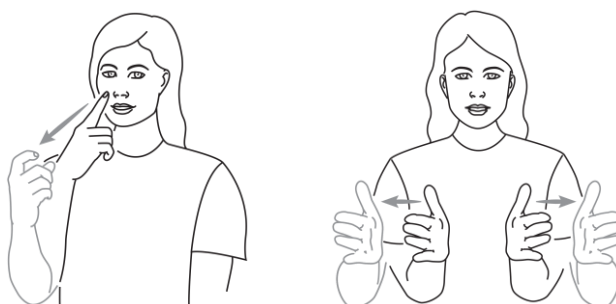
Can't go around them.



Got to go through them... Quack! Quack!



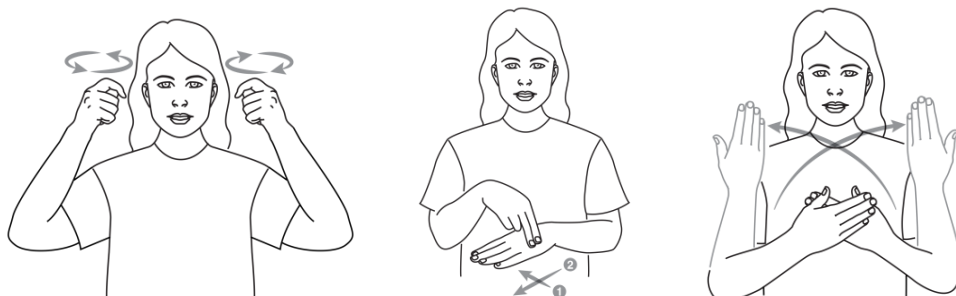
We're **going** on an **egg** hunt.



We **found** this **VERY BIG** one.



We're **really** **excited** . . .



HOORAY for **Easter Day!**



Back **through** the **ducks**. *Quack! Quack!*



Back **through** the **bees**. *Buzz! Buzz!*



Back **through** the **chicks**. *Cheep! Cheep!*



Back **through** the **lambs**. *Baa! Baa!*



Key Word Sign™
Australia



AND... **SLAM! Quick! Shut** the door.



HOORAY!



It's **Easter eggs** for **TEA!**



Key Word Sign Guide

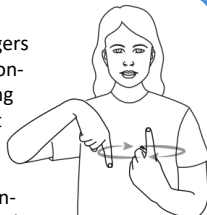
ALL

Spread dominant hand, palm down, moving in a circle, dominant side to midline.



AROUND

Extend index fingers of both hands, non-dominant pointing up and dominant pointing down. Move dominant finger around non-dominant, in a circle.



BEES

Form an 'O' with dominant index finger and thumb, palm away from body. Simultaneously move formation upwards and wiggle from side to side.



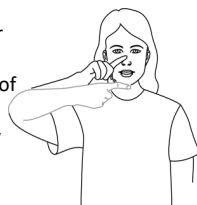
BIG

Place hands open with palms facing and move them apart (or use natural gesture appropriate to the context).



CAN'T

Extend index finger of dominant hand and rest on bridge of nose. Rotate wrist forwards and away to end with palm facing towards the face.



CHICKS (CHICKEN)

Extend dominant index finger and thumb and place back of hand under chin. Move dominant formation down to bounce twice on non-dominant hand.



CLOSE / SLAM

Hold flat non-dominant hand palm in and heel of flat dominant hand against fingertips. Close dominant hand to rest on back of non-dominant hand.



DAY

Sweep both open dominant hands, palm down or palm towards body, in an arc from waist height to shoulder height.



DUCKS

Place tips of dominant index, middle fingers and thumb together. Place formation in front of chin and open and close formation, twice.



EASTER

Extend dominant index and middle fingers. Draw an "X" with fingers of dominant hand on back of non-dominant hand.



EGG

Extend dominant index and middle finger and hold palm up. Tap fingers between middle and ring fingers of non-dominant fist, twice.



EXCITED

Cup both hands, fingers spread and place fingertips on upper chest. Move hands in alternate short movements, up and down chest, twice.



FIND / FOUND

Place dominant index finger under eye, palm facing in. Crook index finger as formation moves forward.



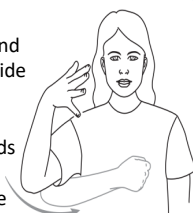
GO

Hold flat dominant hand close to body, palm facing in. Swing hand out finishing with fingers forward. *With directionality.



GOT TO (MUST)

Hold dominant hand fingers spread at side of body about shoulder height. Move hand towards the midline in a sweeping arc while closing fist.





Key Word Sign Guide

HOORAY (CELEBRATE)

Crook index finger around thumb on both hands. Raise both hands and rotate wrists in circular motions.



HUNT (SEARCH)

Extend and crook index and middle fingers of each hand. Hold in front of eyes and move in alternating forward arcs.



LAMBS (SHEEP)

Extend dominant little finger and thumb. Close other fingers. Place little finger at corner of mouth and brush backwards, twice.



OVER

Move relaxed open dominant hand, palm down, in forward arc over the back of the relaxed open non-dominant hand.



QUICK

Extend index fingers of both hands. Quickly tap index finger of dominant hand onto index finger of non-dominant hand.



TEA (EAT)

Close dominant fingertips onto ball of thumb. Tap formation on chin, twice.



THROUGH

Move open dominant hand forward between middle and ring fingers of open non-dominant hand in front of body.



UNDER

Move relaxed open dominant hand, palm up, forward in an arc, below the relaxed open non-dominant hand, palm down.





Key Word Sign™
Australia

Mumford, M and Hughes L. (2016). *We're going on an egg hunt*.
Bloomsbury Publishing Plc. ISBN: 978 1 4088 8974 9

This Key Word Sign guide has been produced by Key Word Sign Australia solely for the purpose of providing a person/s with a disability access to the content of the original book in a format consistent with their needs.

It is designed to be used in conjunction with the original material.

Section 113F of the Copyright Act 1968 (Cth) (Copyright Act) applies.

**For more resources visit the Key Word Sign Australia website
kwsa.org.au/resources**