

# HALLOWEEN SIGN GUIDE



Key Word Sign™  
Australia

bat



blood




broom



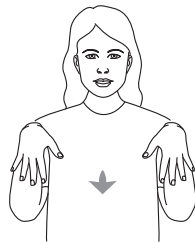
cauldron



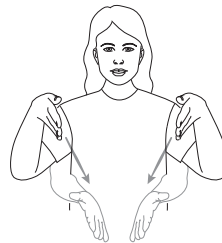
costume




ghost



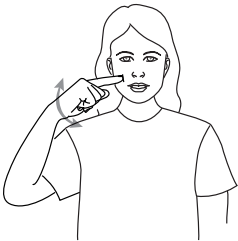
grave



Halloween



lolly



magic



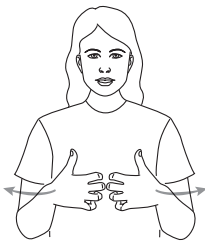
pumpkin



scary



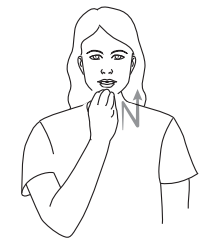
skeleton



spider




trick or treat



vampire



web



witch



zombie



# HALLOWEEN SIGN GUIDE

## BAT

Hold spread hands in front of body, palms away, thumbs crossed. Bend hands as though flying, and move away from body.



## BLOOD

Hold dominant hand over non-dominant hand at midline, palms down, finger away from the body. Move dominant hand fingertips from wrist to fingertips of non-dominant hand.



## BROOM

Hold fist hands, palms inwards, in front of body and flick away as though sweeping.




## CAULDRON

Mime holding rim of large cauldron with non-dominant hand, and stir inside arm with fist non-dominant hand.



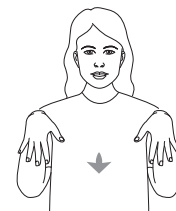
## COSTUME (CLOTHING)

Hold open hands, palm down, in front of body. Brush thumbs of both hands down upper body, twice. \*May use little fingers instead of thumbs, palms up.



## GHOST

Arms extended with elbows slightly bent, hands bent at the wrist, move formation away from the body.



## GRAVE

Hold both closed hands at head height, fingers outwards, move both towards the midline, waist height.



## HALLOWEEN

Hold hands at shoulder height, fingers loose and palms down. Shake fingers from side to side as arms move forwards slightly.



## LOLLY

Point dominant index fingertip into cheek. Keeping tip on cheek, roll formation forward and back, twice.



## MAGIC

Place flat dominant hand at side of face, palm facing out. Move hand downwards in a zig zag pattern.



## PUMPKIN

Both hands in front of the body at shoulder height, fingers bent at the second knuckle and touching. Move both hands down and around so that both wrists are touching.



## SCARY (SCARED)

Cup dominant hand, fingers spread. Bounce fingertips on upper chest, twice.



## SKELETON

Hold both hands in midline just below chest, fingers curled, palm facing body. Move hands apart with emphasis.




## SPIDER

Crook and slightly spread dominant fingers, palm down. Place on wrist of open non-dominant hand, palm down. Run dominant fingers up non-dominant forearm.



## TRICK OR TREAT (FOOD)

1) Place dominant index finger and thumb in an 'o' on the nosetip, then extend index finger while moving forward.  
2) Close dominant fingertips onto ball of thumb. Tap formation on chin, twice.





# HALLOWEEN SIGN GUIDE

## VAMPIRE

Bend index and middle fingers of dominant hand, then hit once onto neck on the dominant side.



## WEB

Spread fingers of both hands and hold in front of face, palms facing out. Simultaneously move hands down and away in a shallow arc.



## WITCH

Place dominant thumb and index finger on nose, then move forward and down in an arc.



## ZOMBIE

Extend arms straight in front of body, palms down with fingers spread. Raise dominant hand whilst lowering non-dominant, then alternate several times.

