



Valentine's Day Signs



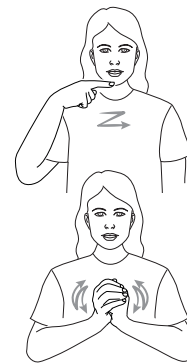
beautiful

Place open dominant hand on chin, non-dominant side. Brush fingers across chin, closing to a fist with thumb extended.



boyfriend

boy: Rub edge of extended dominant index finger forwards and backwards across chin, twice.
friend: Clasp non-dominant fist with dominant hand and rock formation, backward and forward slightly, twice.



cake

Bounce tips of cupped dominant hand, fingers slightly spread, on back of non-dominant hand, twice.



candles

Hold open dominant hand in neutral position in front of body, fingers pointing up. Place non-dominant finger at base of dominant hand and wiggle fingers of dominant hand.



card (book)

Place flat open hands together, move hands to palm up keeping them together. Can be done once or twice.



champagne

Wrap index finger around thumb of dominant hand. Place this against raised thumb of non-dominant hand and release thumb. (as if popping a champagne cork).




chocolate

Fingerspell "C" with dominant index finger and thumb. Rest tip of thumb against cheek near mouth. Rock hand twice, thumb still in contact with cheek.



dessert

Extend dominant thumb and place thumb tip on non-dominant cheek near mouth, palm facing away from body. Move formation backwards across mouth.



dessert

Slightly cup both hands in front of body. With palms facing, hold dominant formation above non-dominant formation. Bounce dominant hand off stationary non-dominant hand, twice.





Valentine's Day Signs



dinner (NSW)

Extend index and middle fingers and thumbs of both hands, move up and down in alternate movements towards the mouth. Use this for formal dining or eating in a restaurant. If having a casual meal, sign "eat".



dinner (Vic, SA, WA, NT, Tas)

Place crooked extended index finger of dominant hand below lower lip. Tap chin with crooked finger, twice.



embrace / hug

(natural gesture)
Hold both arms with hands and turn body side to side.



fall in love

Bend fingers at third knuckle, hold on non-dominant side of chest, then let hand fall to rest against body.



fiancée/engaged

Tap ring finger of non-dominant hand.



flirt

Extend index finger of non-dominant hand. Bend index finger of dominant hand up and down while moving that hand up and down the side of non-dominant index finger.




flowers

Place fingers of dominant hand together. Place tip of formation on cheek on non-dominant side. Move to place tip of formation on cheek, dominant side, passing under nose as if smelling. Can also use index finger and thumb.




girlfriend

girl: Extend dominant index finger, cross body and stroke non-dominant cheek with edge of finger, twice.
friend: Clasp non-dominant fist with dominant hand and rock formation, backward and forward slightly, twice.



give

Move open hands forward simultaneously, palms up, in shallow arc. *With directionality.





Valentine's Day Signs



heart

Bend fingers at third knuckle, tap twice on non-dominant side of chest.



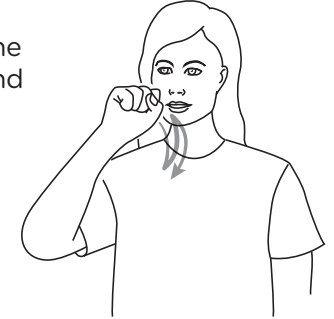
husband/wife/spouse

Mime putting a ring on the fourth finger of the other hand.



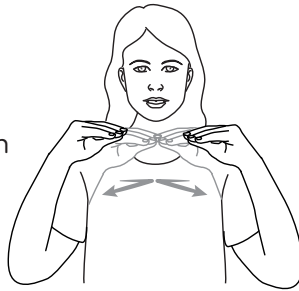
ice cream

Make a fist with the dominant hand and move formation down in front of chin, twice.



kiss

Place fingers on thumbs of both hands and face hands towards each other. Bring finger tips together and bounce away.




letter

Shape non-dominant hand as for letterbox opening. Bend dominant hand at knuckles, 'post' through non-dominant hand at shoulder height.



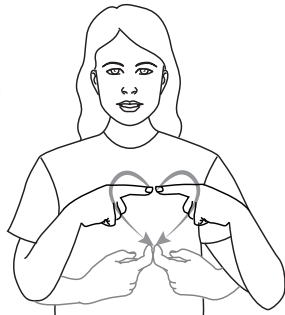
love

Cross arms and place open hands on upper chest, palms on body.



lover/ romantic partner

Extend index fingers of both hands, place together in front of body and draw a heart shape.




movie

Place heel of open dominant hand, fingers spread, on thumb of open non-dominant hand. Rock dominant hand side to side, slightly.



partner

Hold hands in fists with both thumbs extended and non-dominant hand in front of body. Move dominant hand to touch non dominant, move both hands in small side to side movements.



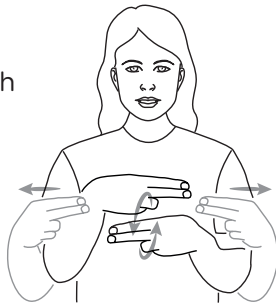


Valentine's Day Signs



present

Extend index and middle fingers of both hands. Circle fingers around each other then pull apart as if tying a bow.



present

(Natural gesture: gift wrapping). Open both hands, palms facing body and roll hands around each other.



relationship

Link index fingers and thumbs together at chest height (like a chain), with other fingers extended. Move formation forwards and backwards, twice.



surprise

Place palm of open dominant hand, fingers spread, on chest. Move hand away from body with emphasis.



teddy bear

Extend index fingers of both hands, trace the outline of rounded ears on head.



valentine

Hold fingertips on thumb of hands, near heart area. Open and close as if miming a heart beating.



Key Word Sign[™]
Australia